



# Palo Verde

2023-2024 Family Survey  
Fall 2023



Report created by  
Panorama Education



## Summary

Topic Description	Results	Comparison
<b>Academic preparation</b>	<b>98%</b>	<b>96%</b> Washington Elementary School District
<b>District Climate</b>	<b>90%</b>	<b>89%</b> Washington Elementary School District
<b>Parent engagement</b>	<b>97%</b>	<b>97%</b> Washington Elementary School District
<b>Safety and behavior</b>	<b>89%</b>	<b>85%</b> Washington Elementary School District
<b>School Fit</b> Families' perceptions of how well a school matches their child's developmental needs.	<b>100%</b>	<b>96%</b> Washington Elementary School District
<b>School operations</b>	<b>90%</b>	<b>91%</b> Washington Elementary School District
<b>Social Awareness</b> How well students consider the perspectives of others and empathize with them.	<b>98%</b>	<b>96%</b> Washington Elementary School District
<b>Student support</b>	<b>96%</b>	<b>94%</b> Washington Elementary School District
<b>Supportive Relationships</b> How supported students feel through their relationships with friends, family, and adults at school.	<b>98%</b>	<b>96%</b> Washington Elementary School District

78 responses



## Academic preparation

Your average

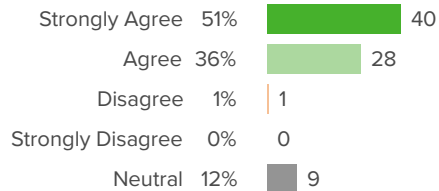
98%

78 responses

District average: **96%** Washington Elementary School District

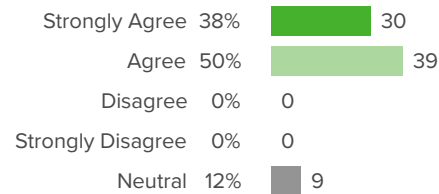
How did people respond?

**Q.1: My child is being prepared to do well in the next grade level.**



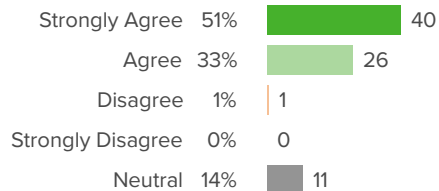
Favorable: **99%**

**Q.2: My child is receiving effective instruction.**



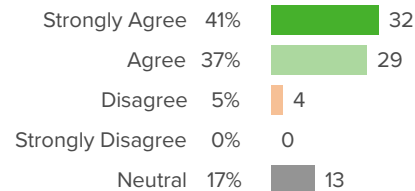
Favorable: **100%**

**Q.3: Teachers demonstrate that they believe my child can be successful.**



Favorable: **99%**

**Q.4: Teachers give me specific information about how to help my child do well in school.**



Favorable: **94%**



## District Climate

Your average

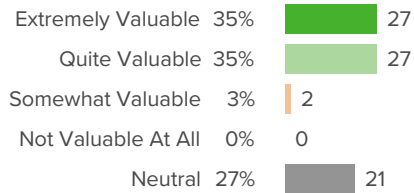
90%

78 responses

District average: **89%** Washington Elementary School District

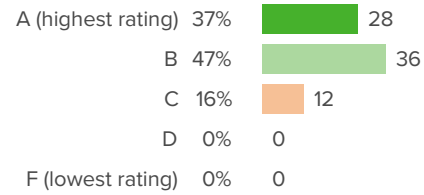
How did people respond?

**Q.1: How valuable is the communication from the district office?**



Favorable: **96%**

**Q.2: The various departments in the district office support our school campuses. What grade would you assign the district office?**



Favorable: **84%**



## Parent engagement

Your average

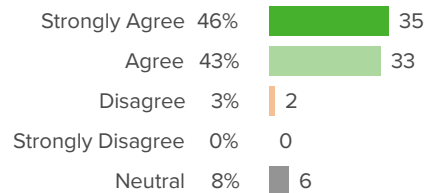
**97%**

78 responses

District average: **97%** Washington Elementary School District

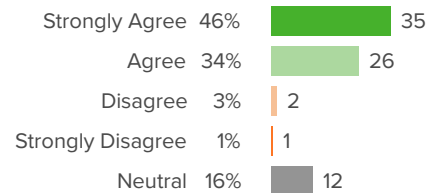
How did people respond?

**Q.1: I am kept informed about my child's grades and academic progress.**



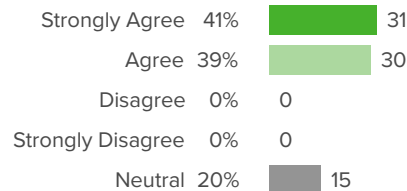
Favorable: **97%**

**Q.2: I am kept informed about activities like after school programs, parent workshops and other events.**



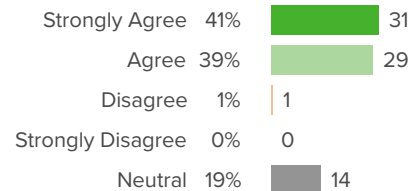
Favorable: **95%**

**Q.3: My child's teachers are available to discuss my child's learning needs with me.**



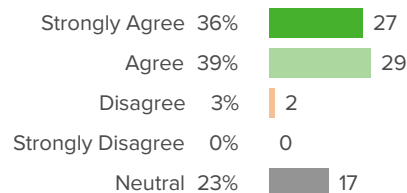
Favorable: **100%**

**Q.4: I know how to get involved in my child's education.**



Favorable: **98%**

**Q.5: I feel that the feedback from students and community are valued and considered in decision making.**



Favorable: **97%**



## Safety and behavior

Your average

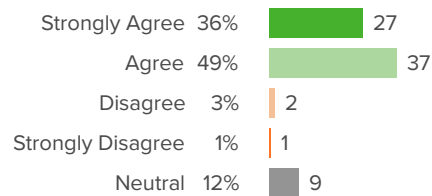
**89%**

78 responses

District average: **85%** Washington Elementary School District

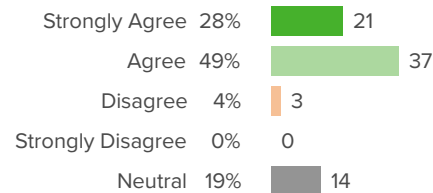
How did people respond?

### Q.1: My child feels comfortable on campus.



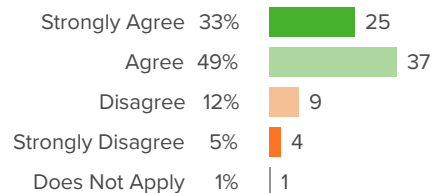
Favorable: **96%**

### Q.2: Teachers and students treat each other with kindness at this school.



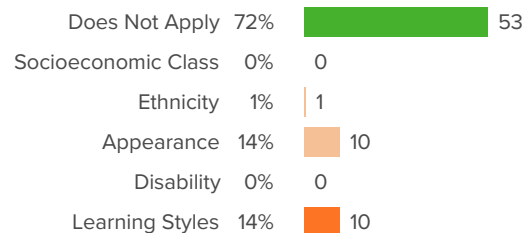
Favorable: **95%**

### Q.3: My child was not insulted, teased or harassed at this school.



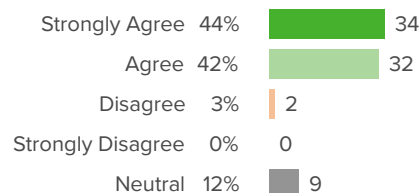
Favorable: **83%**

### Q.4: If my child was insulted or harassed at this school it was related to:



Favorable: **72%**

### Q.5: I am kept informed about my child's behavior.



Favorable: **97%**



## School Fit

Your average

**100%**

78 responses

District average: **96%** Washington Elementary School District

How did people respond?

**Q.1: Given your child's cultural background, how good a fit is his/her school?**

Extremely Good	30%	<div></div>	23
Quite Good	51%	<div></div>	39
Slightly Good	0%	<div></div>	0
Not Good At All	0%	<div></div>	0
Somewhat Good	19%	<div></div>	15

Favorable: **100%**



## School operations

Your average

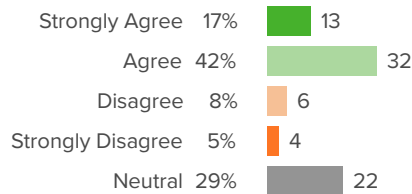
**90%**

78 responses

District average: **91%** Washington Elementary School District

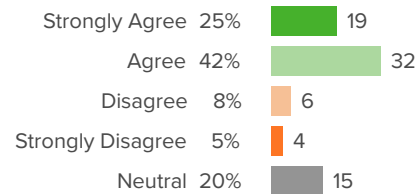
How did people respond?

### Q.1: Healthy food is served for breakfast and lunch.



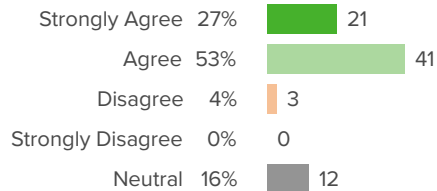
Favorable: **82%**

### Q.2: My child gets enough to eat at school.



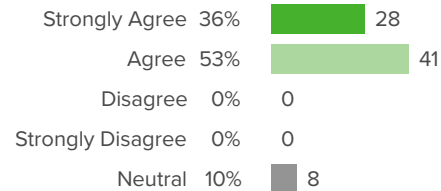
Favorable: **84%**

### Q.3: My child's school is clean and provides a safe and healthy environment.



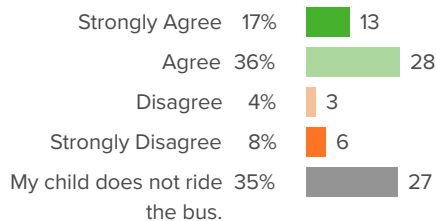
Favorable: **95%**

### Q.4: My child's school grounds, classrooms and outer building are well-maintained.



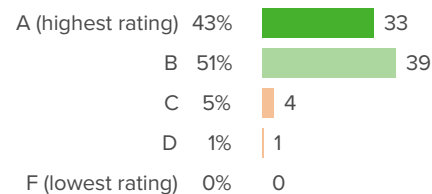
Favorable: **100%**

### Q.5: My child's school bus is on time most days.



Favorable: **82%**

### Q.6: How would you grade the overall quality of the school?



Favorable: **94%**





## Social Awareness

Your average

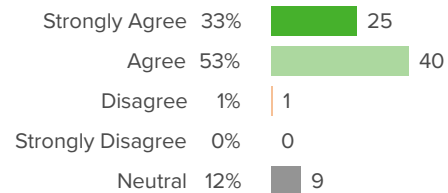
98%

78 responses

District average: **96%** Washington Elementary School District

How did people respond?

**Q.1: Adults in this school are good examples of how we should treat each other (like respect, responsibility, and fairness).**



Favorable: **98%**



## Student support

Your average

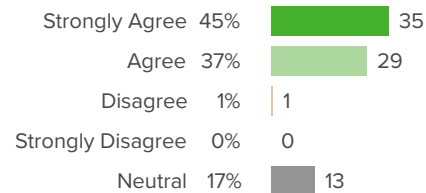
**96%**

78 responses

District average: **94%** Washington Elementary School District

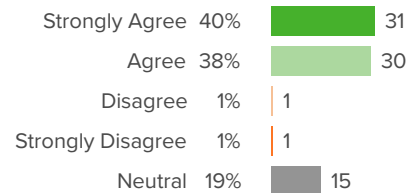
How did people respond?

**Q.1: My child knows there is an adult at school whom they can go to for help with an academic problem.**



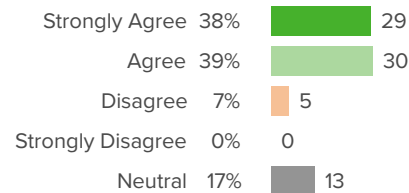
Favorable: **98%**

**Q.2: My child knows there is an adult at school whom they can go to for help with a personal problem.**



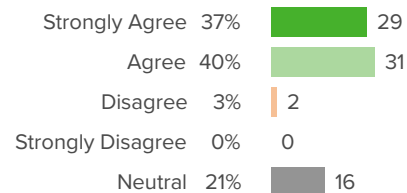
Favorable: **97%**

**Q.3: My child is excited about going to school.**



Favorable: **92%**

**Q.4: The school staff makes decisions that are in the best interest of the students.**



Favorable: **97%**



## Supportive Relationships

Your average

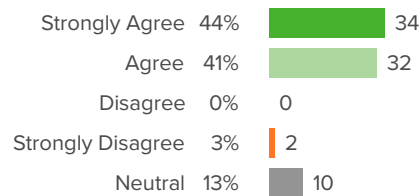
98%

78 responses

District average: **96%** Washington Elementary School District

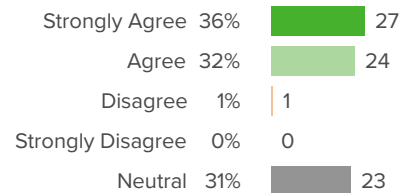
How did people respond?

**Q.1: The school staff are available to talk to me.**



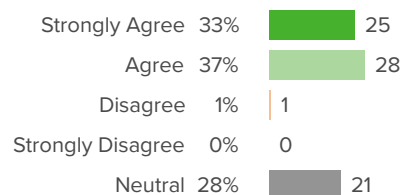
Favorable: **97%**

**Q.2: The principal or assistant principal is courteous and listens to my concerns.**



Favorable: **98%**

**Q.3: The principal or assistant principal responds to my concerns in a professional manner, whether or not he or she agrees with my views.**



Favorable: **98%**



## Background Questions

How did people respond? \_\_\_\_\_

### Q.1: What is your child's race or ethnicity?

